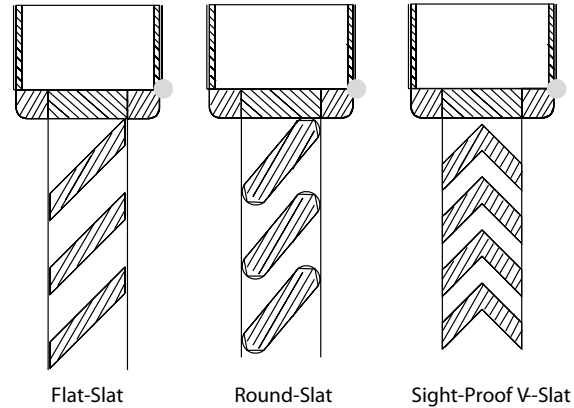


Louvers

Wood Louvers

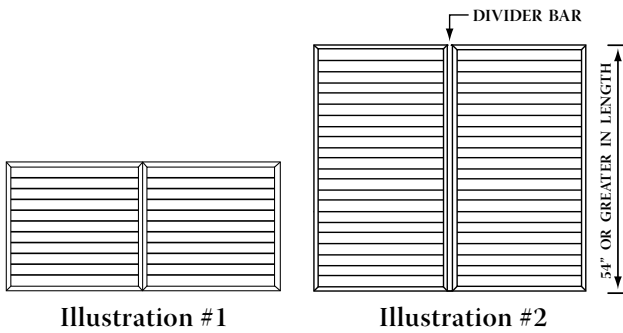
To prevent warping and sagging of the louvers and to increase the security of the installation, Marshfield DoorSystems specially constructs large louvers.

- A. When a single louver is 20" or wider in width for Flat-Slat or Round-Slat Louvers, or 24" or wider for sight-proof V-Slat, we will install two or more louvers with center mouldings in the cutout. See illustration #1.
- B. For louvers 54" or longer and 20" or wider for Flat-Slat or Round-Slat, or 24" or wider for sight-proof, the louvers are installed as described above and with an additional vertical divider bar. See illustration #2.



● Downset may vary due to allowable tolerance deviations in components.

For nominal louver size of 24" x 12" actual cutout sizes are: 24" x 11-7/8" Flat Slat, 24" x 11-3/4" Round-Slat, 24" x 12" Sight-Proof V-Slat.



- Unfinished and primed doors will not have nail holes filled.
- Factory finished doors with installed louvers will have nail holes filled.

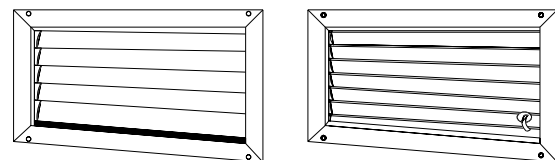
Wood Louver Free Air Chart

The following dimensions are square feet of surface area of the louver open for airflow.

FLAT SLAT							ROUND SLAT							SIGHT PROOF V-SLAT						
		W I D T H							W I D T H							W I D T H				
		6"	12"	18"	24"	30"			6"	12"	18"	24"	30"			6"	12"	18"	24"	30"
H E I G H T	6"	0.05	0.13	0.20	0.27	0.35			0.03	0.08	0.12	0.16	0.21			0.04	0.09	0.14	0.19	0.24
	12"	0.12	0.28	0.44	0.60	0.76			0.07	0.17	0.26	0.36	0.46			0.08	0.19	0.30	0.42	0.53
	18"	0.19	0.43	0.68	0.93	1.18			0.11	0.26	0.41	0.56	0.71			0.13	0.30	0.47	0.64	0.81
	24"	0.25	0.59	0.92	1.26	1.59			0.15	0.35	0.55	0.75	0.96			0.17	0.40	0.63	0.86	1.09
	30"	0.32	0.74	1.16	1.59	2.01			0.19	0.44	0.70	0.95	1.21			0.22	0.51	0.79	1.08	1.37
	36"	0.38	0.89	1.40	1.91	2.42			0.23	0.54	0.84	1.15	1.45			0.26	0.61	0.96	1.31	1.65
	42"	0.45	1.05	1.64	2.24	2.84			0.27	0.63	0.99	1.35	1.70			0.31	0.71	1.12	1.53	1.94
	48"	0.51	1.20	1.88	2.57	3.26			0.31	0.72	1.13	1.54	1.95			0.35	0.82	1.28	1.75	2.22
	54"	0.58	1.35	2.13	2.90	3.67			0.35	0.81	1.28	1.74	2.20			0.39	0.92	1.45	1.97	2.50
	60"	0.65	1.51	2.37	3.23	4.09			0.39	0.90	1.42	1.94	2.45			0.44	1.03	1.61	2.20	2.78

Fusible Link Louvers

Underwriters Laboratories (UL) and Intertek Testing Services – Warnock Hersey (ITS-WH) approved fusible link louvers are available for certain Marshfield DoorSystems fire-rated doors. Please see Appendix G and H for specific size restrictions. Labeled doors used as a means of egress are not allowed to have fusible link louvers. Care must be used to avoid overpainting in the field – too much paint can hinder proper operation.



View from Corridor Side

View from Occupancy Side

Note: Marshfield DoorSystems, Inc. doors are manufactured per the standards listed on this page. Specifications are subject to change without notice.